

**Wyeth**

**Leading the way to  
a Healthier World**

**Condensed Interim  
Financial Statements for the  
three months period ended  
February 28, 2022**

**WYETH PAKISTAN LIMITED**

**CONTENTS**

Company Information .....2

Directors' Review .....3-4

Condensed Interim Statement of Financial Position .....5

Condensed Interim Profit and Loss Account .....6

Condensed Interim Statement of Comprehensive Income ....7

Condensed Interim Cash Flow Statement .....8

Condensed Interim Statement of Changes in Equity.....9

Notes to the Condensed Interim Financial  
Statements ..... 10-16

## Company Information

### BOARD OF DIRECTORS

Iftikhar Soomro  
S. M. Wajeehuddin  
M. Z. Moin Mohajir  
Badaruddin F. Vellani  
Iqbal Bengali  
Shoab Mir  
Rashid Muhammad Khan  
Seema Adil

Chairman  
Chief Executive

### COMPANY SECRETARY

Sana Iftikhar Qamar

### CHIEF FINANCIAL OFFICER

Tafazzul Khan

### AUDIT COMMITTEE

M.Z. Moin Mohajir  
Iftikhar Soomro  
Badaruddin F. Vellani  
Shoab Mir

Chairman

### HUMAN RESOURCES AND REMUNERATION COMMITTEE

Seema Adil  
Badaruddin F. Vellani  
Iftikhar Soomro  
S. M. Wajeehuddin

Chairperson

### SHARE TRANSFER COMMITTEE

S. M. Wajeehuddin  
M.Z. Moin Mohajir  
Rashid M. Khan

Chairman

### BANKERS

Citibank, N.A.  
Standard Chartered Bank (Pakistan) Limited

### AUDITORS

KPMG Taseer Hadi & Co.  
Chartered Accountants

### LEGAL ADVISORS

Vellani & Vellani  
Naz Toosy Jalil

### SHARE REGISTRAR

**THK Associates (Pvt.) Ltd.**  
Plot # 32-C, Jami Commercial, Street # 2,  
DHA Phase VII, Karachi. Tel: +92-21-35310191-95 Fax : +92-21-35310190

### HEAD OFFICE / REGISTERED OFFICE

Room No. 002 & 003, PGS Admin Block, First Floor, B-2, S.I.T.E., Karachi.  
Ph. # 92-21-32570621-5 Fax # 92-21-32331045-32577023  
Website: [www.wyethpakistan.com](http://www.wyethpakistan.com)

**Note:** These accounts are also available on our website.

## **DIRECTORS' REVIEW**

We are pleased to present the un-audited condensed interim financial statements of the Company for the three months period ended February 28, 2022. The condensed interim financial statements have been prepared in accordance with applicable requirements of International Financial Reporting Standards (IAS 34 - Interim Financial Reporting) and the Companies Act, 2017.

Sales for the quarter are lower by 30% primarily due to lower sales of pneumococcal vaccine which is facing shrinkage of private market after its free of cost availability through the National Expanded Program of Immunization and of anti- TB products due to non-availability of two SKUs. We are doing activities on awareness in adult segment to expand the market for pneumococcal vaccine.

Gross profit for the period is lower due to lower sales. Besides, erosion of exchange parity of local currency is also impacting costs adversely. Operating expenses are higher by 12% due to inflationary pressure and higher promotion expenses on vaccination awareness. Other income is lower due to lower surplus funds.

All the above factors together resulted in lower profit for the period and the Company has reported profit of Rs. 9 million as compared to profit of Rs. 45 million same period last year. Reduced demand of pneumococcal vaccine and increasing cost are major challenges to the Company and 2022 will be a difficult year for the Company.

As stated in Directors' Report for the year ended November 30, 2021, the Company has been in the process of voluntary delisting from the Pakistan Stock Exchange (PSX). We are pleased to update that the Company has fulfilled all the requirements of delisting as were prescribed by the PSX. The PSX has accordingly approved the delisting of the Company on March 7, 2022 and the Company shall stand delisted from PSX on April 4, 2022.

The Board of Directors appreciates and recognizes the efforts and hard work of all our colleagues during these challenging times.



**S.M Wajeehuddin**  
Chief Executive



**Iftikhar Soomro**  
Chairman

Karachi: March 28, 2022

## ڈائریکٹران کا جائزہ

ہم کمپنی کے غیر آڈٹ شدہ اختصاری عبوری مالیاتی گوشوارے برائے سہ ماہی مدت ختمہ 28 فروری 2022 پیش کرتے ہوئے انظہار مسرت کرتے ہیں۔ اختصاری عبوری مالیاتی گوشوارے عالمی مالیاتی رپورٹنگ معیارات (IAS-34) - عبوری اختصاری رپورٹنگ) اور کمپنیز ایکٹ 2017 کے لاگو تقاضوں کے تحت تیار کئے گئے ہیں۔


سہ ماہی کی فروخت 30 فیصد کم رہی ہے جس کی بڑی حد تک وجہ نیوموکول ویکسین کی فروخت میں کمی ہے جو نئی مارکیٹ میں سکڑاؤ کا سامنا کر رہی ہے جس کا سبب نیشنل ایکسپنڈڈ پروگرام آف ایمونائزیشن کے تحت اس کی مفت دستیابی ہے اور اینٹی TB مصنوعات کے دو SKU کی عدم دستیابی ہے۔ ہم نیوموکول ویکسین کے بالغان سیکٹ کی مارکیٹ کو وسعت دینے کے لئے آگاہی کی سرگرمیاں منعقد کر رہے ہیں۔

سہ ماہی مدت کا نام منافع کم فروخت کی وجہ سے کم رہا۔ اس کے علاوہ مقامی کرنسی کی مساواتی قدر میں گراؤٹ بھی لاگتوں پر ناموافق اثرات مرتب کر رہی ہے۔ افراط زر کے دباؤ اور ویکسین آگاہی سے ملحقہ بلند اشتہاری اخراجات کی وجہ سے آپریشنل اخراجات 12 فیصد بلند رہے۔ دیگر آمدن بھی اضافی فنڈز کی کمی کی وجہ سے کم رہیں۔

ان تمام عوامل کے نتیجے میں سہ ماہی مدت کا منافع کم رہا اور کمپنی کا منافع 9 ملین روپے رہا جو کہ گزشتہ سال اسی سہ ماہی مدت میں 45 ملین روپے تھا۔ نیوموکول ویکسین کی طلب میں کمی اور بڑھتی ہوئی لاگت کمپنی کے لئے بڑے چیلنجز ہیں اور 2022 کمپنی کے لئے دشوار گزار رہے گا۔

جیسا کہ ڈائریکٹرز رپورٹ برائے سال ختمہ 30 نومبر 2021 میں بیان کیا گیا تھا کہ کمپنی نے پاکستان اسٹاک ایکسچینج (PSX) سے رضا کارانہ ڈی لسٹنگ کے عمل کو شروع کر رکھا ہے۔ ہم مسرت کے ساتھ آپ کو بتا رہے ہیں کہ کمپنی نے PSX کے طے کردہ تمام ضابطوں کی تکمیل کر لی ہے۔ لہذا PSX نے 7 مارچ 2022 کو کمپنی کی ڈی لسٹنگ کی منظوری دے دی ہے اور کمپنی 14 اپریل 2022 کو PSX سے ڈی لسٹ ہو جائے گی۔

بورڈ آف ڈائریکٹرز ان مشکل اوقات میں تمام ساتھیوں کی انتھک محنت اور کوششوں کو تسلیم کرتا ہے اور ستائش پیش کرتا ہے۔



افتخار سومرو

چیرمین



ایس ایم وجیہ الدین


چیف ایگزیکٹو


کراچی: 28 مارچ 2022


**Condensed Interim Statement of Financial Position (Unaudited)  
As at February 28, 2022**

|   | Note | February 28,<br>2022<br>(Unaudited) | November 30,<br>2021<br>(Audited) |
|---|------|-------------------------------------|-----------------------------------|
| <b>(Rupees in '000)</b>   |      |                                     |                                   |
| <b>ASSETS</b>   |      |                                     |                                   |
| <b>Non-current assets</b>   |      |                                     |                                   |
| Property, plant and equipment   | 5    | 12,634                              | 14,484                            |
| Long term loans to employees  |      | 9,823                               | 10,527                            |
| Long term deposits  |      | 145                                 | 145                               |
| Deferred taxation   | 6    | -                                   | -                                 |
|   |      | <u>22,602</u>                       | <u>25,156</u>                     |
| <b>Current assets</b>   |      |                                     |                                   |
| Stock-in-trade  | 7    | 537,628                             | 552,861                           |
| Trade receivables   |      | 4,390                               | 10,719                            |
| Loans and advances  |      | 36,278                              | 37,363                            |
| Deposits, prepayments and other receivables                           |      | 6,339                               | 32,069                            |
| Interest accrued  |      | 224                                 | 5,510                             |
| Taxation - net  |      | 165,723                             | 152,348                           |
| Cash and bank balances  | 8    | 874,663                             | 876,597                           |
|   |      | <u>1,625,245</u>                    | <u>1,667,467</u>                  |
| <b>TOTAL ASSETS</b>   |      | <u><b>1,647,847</b></u>             | <u><b>1,692,623</b></u>           |
| <b>EQUITY AND LIABILITIES</b>   |      |                                     |                                   |
| <b>Share capital and reserves</b>                                     |      |                                     |                                   |
| Authorised share capital<br>5,000,000 ordinary shares of Rs. 100 each |      | <u>500,000</u>                      | <u>500,000</u>                    |
| Issued, subscribed and paid-up capital                                |      | 142,161                             | 142,161                           |
| Reserves  |      | <u>921,482</u>                      | <u>911,847</u>                    |
|   |      | <u>1,063,643</u>                    | <u>1,054,008</u>                  |
| <b>LIABILITIES</b>  |      |                                     |                                   |
| <b>Current liabilities</b>  |      |                                     |                                   |
| Trade and other payables  |      | 574,277                             | 627,392                           |
| Unclaimed dividend  |      | 9,927                               | 11,223                            |
|   |      | <u>584,204</u>                      | <u>638,615</u>                    |
| <b>TOTAL EQUITY AND LIABILITIES</b>                                   |      | <u><b>1,647,847</b></u>             | <u><b>1,692,623</b></u>           |
| Contingencies and commitments   | 9    |                                     |                                   |

The annexed notes 1 to 14 form an integral part of these condensed interim financial statements.

  
S. M. Wajeehuddin  
Chief Executive


  
M. Z. Moin Mohajir  
Director

  
Tafazzul Khan  
Chief Financial Officer


**Condensed Interim Profit and Loss Account (Unaudited)  
For the three months period ended February 28, 2022**

|   | Note | For the three months period ended |                      |
|---|------|-----------------------------------|----------------------|
|   |      | February 28,<br>2022              | February 28,<br>2021 |
| <b>(Rupees in '000)</b>                         |      |                                   |                      |
| Net sales                                       |      | 210,206                           | 299,726              |
| Cost of sales                                   |      | (151,988)                         | (210,035)            |
| Gross profit                                    |      | 58,218                            | 89,691               |
| Selling, marketing and distribution expenses    |      | (34,995)                          | (29,404)             |
| Administrative expenses                         |      | (9,420)                           | (10,327)             |
|   |      | (44,415)                          | (39,731)             |
|   |      | 13,803                            | 49,960               |
| Other income                                    | 10   | 5,150                             | 14,830               |
| Other expenses                                  |      | -                                 | (200)                |
| Finance costs                                   |      | (2,582)                           | (134)                |
|   |      | 2,568                             | 14,496               |
| Profit before taxation                          |      | 16,371                            | 64,456               |
| Taxation  |      | (7,380)                           | (19,664)             |
| <b>Profit for the period</b>                    |      | <b>8,991</b>                      | <b>44,792</b>        |
| <b>----- (Rupees) -----</b>                     |      |                                   |                      |
| Earnings / (loss) per share (basic and diluted) |      | 6.32                              | 31.51                |

The annexed notes 1 to 14 form an integral part of these condensed interim financial statements.

  
S. M. Wajeehuddin  
Chief Executive


  
M. Z. Moin Mohajir  
Director

  
Tafazzul Khan  
Chief Financial Officer


**Condensed Interim Statement  
of Comprehensive Income (Unaudited)  
For the three months period ended February 28, 2022**

|  | For the three months period ended |                      |
|--|-----------------------------------|----------------------|
|  | February 28,<br>2022              | February 28,<br>2021 |
|  | (Rupees in '000)                  |                      |
| Profit for the period                            | 8,991                             | 44,792               |
| <b>Total comprehensive income for the period</b> | <b>8,991</b>                      | <b>44,792</b>        |

The annexed notes 1 to 14 form an integral part of these condensed interim financial statements.

  
**S. M. Wajeehuddin**  
Chief Executive

  
**M. Z. Moin Mohajir**  
Director


  
**Tafazzul Khan**  
Chief Financial Officer




## Condensed Interim Statement of Cash Flows (Unaudited) For the three months period ended February 28, 2022

|  | Note | For the three months period ended |                   |
|--|------|-----------------------------------|-------------------|
|  |      | February 28, 2022                 | February 28, 2021 |
| (Rupees in '000)   |      |                                   |                   |
| <b>CASH FLOWS FROM OPERATING ACTIVITIES</b>              |      |                                   |                   |
| Cash generated from operations                           | 11   | 10,298                            | 190,614           |
| Taxes paid   |      | (20,755)                          | (16,786)          |
| Long-term loans to employees                             |      | 704                               | (1,998)           |
| Net cash (used in) / generated from operating activities |      | (9,753)                           | 171,830           |
| <b>CASH FLOWS FROM INVESTING ACTIVITIES</b>              |      |                                   |                   |
| Capital expenditure incurred                             |      | -                                 | (3,231)           |
| Profit received on bank deposits                         |      | 9,115                             | 11,882            |
| Net cashflows from investing activities                  |      | 9,115                             | 8,651             |
| <b>CASH FLOWS FROM FINANCING ACTIVITIES</b>              |      |                                   |                   |
| Dividend paid  |      | (1,296)                           | (4)               |
| Net (decrease) / increase in cash and cash equivalents   |      | (1,934)                           | 180,477           |
| Cash and cash equivalents at beginning of the period     |      | 876,597                           | 705,119           |
| Cash and cash equivalents at end of the period           |      | 874,663                           | 885,596           |

The annexed notes 1 to 14 form an integral part of these condensed interim financial statements.

  
S. M. Wajeehuddin  
Chief Executive

  
M. Z. Moin Mohajir  
Director


  
Tafazzul Khan  
Chief Financial Officer

## Condensed Interim Statement of Changes in Equity (Unaudited) For the three months period ended February 28, 2022


|   | Issued,<br>subscribed<br>and paid-<br>up capital | Reserves           |                                 |                    | Sub<br>total   | Total            |
|---|--|--------------------|---------------------------------|--------------------|----------------|------------------|
|   |  | Revenue Reserve    |                                 | Capital<br>Reserve |                |                  |
|   |  | General<br>reserve | Unappropriated<br>profit / loss | Others*            |                |                  |
| .....(Rupees in '000).....                                |  |                    |                                 |                    |                |                  |
| Balance as at December 1, 2020 (audited)                  | 142,161<br>34,711                                | 905,270            | (101,917)                       | 27,965             | 831,318        | 973,479          |
| Total comprehensive loss for the period                   | -  | -                  | 44,792                          | -                  | 44,792         | 44,792           |
| Profit for the period                                     | -  | -                  | 44,792                          | -                  | 44,792         | 44,792           |
| Transactions with owners<br>recognised directly in equity |  |                    |                                 |                    |                |                  |
| Share-based payments                                      | -  | -                  | -                               | 537                | 537            | 537              |
| Balance as at Feb 28, 2021 (unaudited)                    | <u>142,161</u>                                   | <u>905,270</u>     | <u>(57,125)</u>                 | <u>28,502</u>      | <u>876,647</u> | <u>1,018,808</u> |
| Balance as at<br>December 1, 2021 (audited)               | 142,161  | 869,730            | 11,577                          | 30,540             | 911,847        | 1,054,008        |
| Total comprehensive income<br>for the period              | -  | -                  | 8,991                           | -                  | 8,991          | 8,991            |
| Profit for the period                                     | -  | -                  | 8,991                           | -                  | 8,991          | 8,991            |
| Transactions with owners<br>recognised directly in equity |  |                    |                                 |                    |                |                  |
| Share-based payments                                      | -  | -                  | -                               | 644                | 644            | 644              |
| Balance as at Feb 28, 2022 (unaudited)                    | <u>142,161</u>                                   | <u>869,730</u>     | <u>20,568</u>                   | <u>31,184</u>      | <u>921,482</u> | <u>1,063,643</u> |

\* Others represent reserve for share based payment plan.

The annexed notes 1 to 14 form an integral part of these condensed interim financial statements.

  
S. M. Wajeehuddin  
Chief Executive

  
M. Z. Moin Mohajir  
Director

  
Tafazzul Khan  
Chief Financial Officer

**Notes to the Condensed Interim  
Financial Statements (Unaudited)  
For the three months period ended February 28, 2022**

**1. STATUS AND NATURE OF BUSINESS**

Wyeth Pakistan Limited ("the Company") is a public limited Company incorporated in 1949 in Pakistan. The Company is listed on the Pakistan Stock Exchange and is engaged in import, marketing, distribution and sale of pharmaceutical products.

The Company's registered office is situated at Room No. 002 & 003, PGS Admin Block, First Floor, B-2, S.I.T.E., Karachi.

Pfizer Inc. is the ultimate parent of the Company. Wyeth LLC, USA and Wyeth Holding LLC USA, which are subsidiaries of Pfizer Inc. are the principal shareholders of the Company.

The Board of the Directors of the Company in its meeting held on May 20, 2021 has resolved to delist the Company from Pakistan Stock Exchange (PSX) under rule 5.14 of Voluntarily Delisting Rules of the PSX Rule Book. A formal application to the PSX was submitted on 16 August 2021.

On November 17, 2021, the Delisting Committee of Pakistan Stock Exchange has agreed and approved the share buy back price. PSX has approved delisting of the company on March 7, 2022 and the company will stand delisted on April 4, 2022.

**2. BASIS OF PREPARATION**

**2.1 Statement of compliance**

These condensed interim financial statements have been prepared in accordance with the accounting and reporting standards as applicable in Pakistan for interim financial reporting. The accounting and reporting standards as applicable in Pakistan comprise of:

- International Financial Reporting Standards (IFRS) issued by the International Accounting Standards Board (IASB) as notified under the Companies Act, 2017; and
- Provisions of and directives issued under the Companies Act, 2017.

Where provisions of and directives issued under the Companies Act, 2017 differ from the IFRS, the provisions of and directives issued under the Companies Act, 2017 have been followed.

## **2.2 Basis of measurement**

These condensed interim financial statements have been prepared under the historical cost convention except as stated otherwise and should be read in conjunction with the annual audited financial statements of the Company for year ended 30 November 2021.

## **2.3 Functional and presentation currency**

These condensed interim financial statements are presented in Pakistani Rupees which is also the Company's functional currency. Figures have been rounded off to the nearest thousand of Pak Rupees unless otherwise stated.

## **3. SUMMARY OF SIGNIFICANT ACCOUNTING POLICIES**

**3.1** The accounting policies and method of computation adopted in the preparation of these condensed interim financial statements are consistent with those applied in preparation of the published annual audited financial statements of the Company for the year ended 30 November 2021.

## **3.2 Standards, interpretations and amendments to published approved accounting standards which became effective during the period:**

The new and amended standards and interpretations that are mandatory for accounting periods beginning on or after 01 December 2021, are considered not to be relevant or do not have any significant effect on the Company's condensed interim financial statements and are therefore not stated in these condensed interim financial statements.

## **4. CRITICAL ACCOUNTING ESTIMATES AND JUDGEMENTS**

The preparation of condensed interim financial statements requires management to make judgements, estimates and assumptions that affect the application of accounting policies and reported amounts of assets and liabilities, income and expenses. Actual results may differ from these estimates.

In preparing these condensed interim financial statements, the significant judgements made by management in applying the Company's accounting policies and the key sources of estimation uncertainty were the same as those that applied to the annual audited financial statements of the Company for the year ended 30 November 2021.

|  | Note  | February 28,<br>2022<br>(Unaudited) | November 30,<br>2021<br>(Audited) |
|--|---|-------------------------------------|-----------------------------------|
| <b>(Rupees in '000)</b>  |   |                                     |                                   |
| <b>5. PROPERTY, PLANT AND EQUIPMENT</b>  |   |                                     |                                   |
| Operating property, plant and equipment - at net book value  |   | <u>12,634</u>                       | <u>14,484</u>                     |
|  |   | <u>12,634</u>                       | <u>14,484</u>                     |
| <b>6. DEFERRED TAXATION</b>  |   |                                     |                                   |
| The Company has not recognized net deferred tax assets of Rs. 38.950 million (30 November 2021: Rs. 42.509 million) as sufficient tax profits may not be available to set these off in the foreseeable future. |   |                                     |                                   |
|  | Note  | February 28,<br>2022<br>(Unaudited) | November 30,<br>2021<br>(Audited) |
| <b>(Rupees in '000)</b>  |   |                                     |                                   |
| <b>7. STOCK-IN-TRADE</b>   |   |                                     |                                   |
| Raw and packing materials  |   | 6,444                               | 5,098                             |
| Work-in-process  |   | 1,384                               | 1,352                             |
| Finished goods   | 7.1   | 537,125                             | 578,547                           |
| Stock-in-transit   |   | -                                   | 7,819                             |
|  |   | <u>544,953</u>                      | <u>592,816</u>                    |
| Less: Provision for slow moving and obsolete stocks  | 7.2   | <u>7,325</u>                        | <u>39,955</u>                     |
|  |   | <u>537,628</u>                      | <u>552,861</u>                    |
| <b>7.1</b>   | Finished goods include items costing Rs. 43.256 million (30 November, 2021: Rs. 17.478 million) which have been recognized at a net realizable value of Rs. 38.727 million (30 November, 2021: Rs. 16.851 million).                     |                                     |                                   |
| <b>7.2</b>   | During the period, provision of Rs. 10.515 million (30 November, 2021: Rs. 17.457 million) has been reversed and stock-in-trade valued at Rs. 1.911 million (30 November, 2021: Rs. 4.301 million) has been written off from provision. |                                     |                                   |
| <b>8. CASH AND BANK BALANCES</b>   |   |                                     |                                   |
| This amount includes margin held by bank of Rs. 793.158 million (November 30, 2021: nil) against outstanding guarantees.   |   |                                     |                                   |

## 9. CONTINGENCIES AND COMMITMENTS

9.1 There is no change in the status of contingencies as disclosed under note 16 of the annual audited financial statements of the Company for the year ended November 30, 2021.

|                        | <b>February 28,<br/>2022<br/>(Unaudited)</b> | November 30,<br>2021<br>(Audited) |
|------------------------|--|-----------------------------------|
| <b>9.2 Commitments</b> | <b>(Rupees in '000)</b>                      |                                   |
| Outstanding guarantees | <u>793,158</u>                               | <u>-</u>                          |

## 10. OTHER INCOME

### *Income from financial assets*

|   |       |        |
|---|-------|--------|
| Profit on saving accounts and term deposits | 3,829 | 12,396 |
|---|-------|--------|

### *Income from non-financial assets*

|  |              |               |
|--|--------------|---------------|
| Net exchange gain                          | -            | 1,297         |
| Liabilities no longer payable written back | 76           | -             |
| Amortization income on employee loans      | 1,245        | 1,137         |
|  | <u>5,150</u> | <u>14,830</u> |

|   | <b>Three months period ended</b> |                      |
|---|----------------------------------|----------------------|
| Note                                      | <b>February 28,<br/>2022</b>     | February 28,<br>2021 |
| <b>11. CASH GENERATED FROM OPERATIONS</b> | <b>(Rupees in '000)</b>          |                      |

|                                      |       |        |
|--------------------------------------|-------|--------|
| Profit after taxation for the period | 8,991 | 44,792 |
|--------------------------------------|-------|--------|

### **Adjustments for non-cash charges and other items:**

|  |               |                |
|--|---------------|----------------|
| Net increase in reserve for equity-settled share-based payment plans | 644           | 537            |
| Depreciation   | 1,850         | 1,372          |
| (Reversal) / provision for slow moving and obsolete stock-in-trade   | (10,515)      | 4,482          |
| Profit on deposit accounts   | (3,829)       | (12,396)       |
| Tax expense  | 7,380         | 19,664         |
| Working capital changes  | 5,777         | 132,163        |
|  | <u>10,298</u> | <u>190,614</u> |

| Note  | Three months period ended |                      |
|---|---------------------------|----------------------|
|   | February 28,<br>2022      | February 28,<br>2021 |
|   | (Rupees in '000)          |                      |
| <b>11.1 Working capital changes</b>           |                           |                      |
| (Increase) / decrease in current assets       |                           |                      |
| Stock-in-trade                                | 25,748                    | 75,823               |
| Trade receivables                             | 6,329                     | 89                   |
| Loans and advances                            | 1,085                     | 210                  |
| Deposits, prepayments and other receivables   | 25,730                    | (1,008)              |
|   | <u>58,892</u>             | <u>75,114</u>        |
| (Decrease) / increase in current liabilities: |                           |                      |
| Trade and other payables                      | (53,115)                  | 57,049               |
|   | <u>5,777</u>              | <u>132,163</u>       |

## 12. TRANSACTIONS WITH RELATED PARTIES

The related parties comprise the ultimate parent company (Pfizer Inc., USA), related group companies, staff retirement benefits plans, directors, key management personnel and close members of the family of all the aforementioned related parties. The Company in the normal course of business carries out transactions with various related parties. Details of transactions with related parties are as follows:

| Transactions for the period                | Three months period ended |                      |
|--|---------------------------|----------------------|
|  | February 28,<br>2022      | February 28,<br>2021 |
|  | (Rupees in '000)          |                      |
| Goods purchased from associated companies  | 90,567                    | 106,022              |
| Services from associated companies*        | 1,661                     | 1,396                |
| Services to associated companies           | 12,039                    | 12,787               |
| Contribution to retirement benefit scheme  | 8,627                     | 8,436                |
| Directors meeting fee and related expenses | 796                       | 525                  |

\* This amount includes allocation of remuneration of key management personnel of Rs. 0.586 million (2021: Rs. 0.572 million).

**Balance receivable from / payable to associated companies**

|   | <b>February 28,<br/>2022<br/>(Unaudited)</b> | <b>November 30,<br/>2021<br/>(Audited)</b> |
|---|--|--|
| <b>(Rupees in '000)</b>   |  |  |
| Trade payable in respect of goods purchased from associated companies | <b>274,442</b>                               | 326,624                                    |
| Loan receivable from retirement benefit scheme                        | <b>27,000</b>                                | 27,000                                     |
| Payable to the retirement benefit scheme                              | <b>99,351</b>                                | 101,695                                    |

**13. FINANCIAL RISK MANAGEMENT AND FAIR VALUES**

The Company's financial risk management objectives and policies are consistent with that disclosed in the annual financial statements for the year ended November 30, 2021. The carrying amount of the financial assets and liabilities are estimated to approximate their fair values.


|  | <b>February 28, 2022</b>     |                                  |                |
|--|------------------------------|----------------------------------|----------------|
|  | <b>Carrying Amount</b>       |                                  |                |
|  | <b>Amortized<br/>cost</b>    | <b>Financial<br/>liabilities</b> | <b>Total</b>   |
|  | ----- (Rupees in '000) ----- |                                  |                |
| <b>Financial assets not measured at fair value</b> |                              |                                  |                |
| Loans to employees                                 | <b>17,073</b>                | -                                | <b>17,073</b>  |
| Long term deposit                                  | <b>145</b>                   | -                                | <b>145</b>     |
| Loans and advances                                 | <b>29,028</b>                | -                                | <b>29,028</b>  |
| Deposits and other receivables                     | <b>6,339</b>                 | -                                | <b>6,339</b>   |
| Interest accrued                                   | <b>224</b>                   | -                                | <b>224</b>     |
| Trade receivables                                  | <b>4,390</b>                 | -                                | <b>4,390</b>   |
| Cash and bank balances                             | <b>874,663</b>               | -                                | <b>874,663</b> |
| <b>As at 28 Feb 2022</b>                           | <b>931,862</b>               | <b>-</b>                         | <b>931,862</b> |
| As at 30 November 2021                             | 971,429                      | -                                | 971,429        |



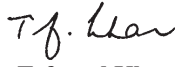
|   | <b>February 28, 2022</b>     |                                  |                |
|---|------------------------------|----------------------------------|----------------|
|   | <b>Carrying Amount</b>       |                                  |                |
|   | <b>Amortized<br/>cost</b>    | <b>Financial<br/>liabilities</b> | <b>Total</b>   |
|   | ----- (Rupees in '000) ----- |                                  |                |
| <b>Financial liabilities not measured at fair value</b> |                              |                                  |                |
| Trade and other payables                                | -                            | 545,619                          | 545,619        |
| Unclaimed dividend                                      | -                            | 9,927                            | 9,927          |
| <b>As at 28 Feb 2022</b>                                | <b>-</b>                     | <b>555,546</b>                   | <b>555,546</b> |
| As at 30 November 2021                                  | -                            | 504,621                          | 504,621        |

#### 14. DATE OF AUTHORISATION FOR ISSUE

These condensed interim financial statements were authorised for issue on 28 March, 2022 by the Board of Directors of the Company.

  
**S. M. Wajeehuddin**  
Chief Executive

  
**M. Z. Moin Mohajir**  
Director

  
**Tafazzul Khan**  
Chief Financial Officer