

Wyeth

Leading the way to
a Healthier World

Condensed Interim
Financial Statements for the
nine months period ended
August 31, 2018

CORPORATE

WYETH PAKISTAN LIMITED

CONTENTS

Company Information 3-4

Directors' Review 5-7

Condensed Interim Balance Sheet 8

Condensed Interim Profit & Loss Account 9

Condensed Interim Statement of Comprehensive Income .. 10

Condensed Interim Cash Flow Statement 11

Condensed Interim Statement of Changes in Equity 12

Notes to the Condensed Interim Financial
Information 13-19

Company Information

BOARD OF DIRECTORS

| | |
|-----------------------|-----------------|
| Iftikhar Soomro | Chairman |
| S. M. Wajeehuddin | Chief Executive |
| M. Z. Moin Mohajir | |
| Badaruddin F. Vellani | |
| Iqbal Bengali | |
| Syed Zakwan Ahmed | |

COMPANY SECRETARY

Tafazzul Khan

CHIEF FINANCIAL OFFICER

Kashif Shafi

AUDIT COMMITTEE

| | |
|-----------------------|----------|
| M.Z. Moin Mohajir | Chairman |
| Iftikhar Soomro | |
| Badaruddin F. Vellani | |

HUMAN RESOURCES AND REMUNERATION COMMITTEE

| | |
|-----------------------|----------|
| M.Z. Moin Mohajir | Chairman |
| Badaruddin F. Vellani | |
| Iftikhar Soomro | |
| S. M. Wajeehuddin | |

EXECUTIVE COMMITTEE

| | |
|-------------------|----------|
| S. M. Wajeehuddin | Chairman |
| Syed Zakwan Ahmed | |

SHARE TRANSFER COMMITTEE

| | |
|-------------------|----------|
| S. M. Wajeehuddin | Chairman |
| M.Z. Moin Mohajir | |
| Syed Zakwan Ahmed | |

BANKERS

Citibank, N.A.
Standard Chartered Bank (Pakistan) Limited

AUDITORS

KPMG Taseer Hadi & Co.
Chartered Accountants

LEGAL ADVISORS

Vellani & Vellani
Orr, Dignam & Co.
Mohammad Mitha

SHARE REGISTRAR

THK Associates (Pvt.) Ltd.
1st Floor, 40-C, Block-6
P.E.C.H.S., Karachi - 75400
UAN: 021 111-000-322, Fax 021-34168271

HEAD OFFICE / REGISTERED OFFICE

Room No. 002 & 003, PGS Admin Block,
First Floor, B-2, S.I.T.E., Karachi.
Ph. # 92-21-32570621-5
Fax # 92-21-32331045-32577023
Website: www.wyethpakistan.com
Note: These accounts are also available on our website.

DIRECTORS' REVIEW

The Board of Directors of Wyeth Pakistan Limited is pleased to present the un-audited condensed interim financial information of your Company for nine months period ended August 31, 2018. The condensed interim financial information has been prepared in accordance with applicable requirements of International Financial Reporting Standards (IAS 34 - Interim Financial Reporting) and the Companies Act, 2017.

The Company's net sales for nine month period ended August 31, 2018 amounted to Rs. 946 million (2017: 865 million) registering a growth in revenue of 9% as compared to the corresponding prior period. Growth has been registered across-most of the brands of the Company. However, gross profit to sales ratio has declined over the corresponding prior period due to the recent massive drop in the exchange parity of Pakistan Rupee resulting in increase in the cost of sales. Another important factor impacting the cost has been the charge of obsolete inventory. In order to manage the transitional period on account of sale of manufacturing facility we had to build up some inventories which could not be liquidated as per plan. Besides a couple of products which remained out of market for over two years and could not regain market resulting in some distressed inventory. Overall operating expenses during nine months period have reduced by 23% over the comparative prior period mainly due to operational efficiencies. The increase in other income is due to profit on surplus funds held during the period. Other operating costs for the period under review increased against the comparative period last year due to the drop in local currency parity resulting in net exchange loss during the period. All the factors mentioned above have impacted the bottom-line and the company reported loss before tax of Rs.53 million. However most of these elements are one off and every effort is being made to improve profits in future. Further, tax charge is relatively high in view of tax levied under presumptive tax regime.

We are hopeful that the company would be able to maintain its growth trend for the top line during remainder of the year. At the same time we are making efforts to improve the bottom line by managing product mix, and driving efficiencies in operating expenses. Further, the new pricing policy is also expected to contribute to some extent towards improved margins.

Mr. Husain Lawai, resigned as director with effect from August 31, 2018. The board is in the process of filling the casual vacancy arising from his resignation.

Finally, Board would like to acknowledge the hard work of our colleagues for their continued dedication and endeavors to improve the results of the Company.



S. M. Wajeehuddin
Chief Executive

Karachi: September 25 2018

ڈائریکٹران کا جائزہ

وائٹھ پاکستان لمیٹڈ کے بورڈ آف ڈائریکٹرز کمپنی کے نو ماہی غیر آڈٹ شدہ اختصاری عبوری مالیاتی نتائج مختتمہ مدت 31 اگست 2018 پیش کرتے ہوئے اظہار مسرت کرتے ہیں۔ عبوری اختصاری مالیاتی نتائج عالمی مالیاتی رپورٹنگ کے معیارات (IAS-34) عبوری مالیاتی رپورٹنگ) اوکٹینیز ایکٹ 2017 کی پاسداری کرتے ہوئے تیار کئے گئے ہیں۔

نو ماہی مدت 31 اگست 2018 کے اختتام پر کمپنی کی خالص فروخت 946 ملین روپے تھی جو کہ گزشتہ سال کی اسی مدت کی بہ نسبت 9 فیصد اضافے کی نشاندہی ہوتی ہے۔ کمپنی کی تقریباً تمام برانڈز میں نمو دیکھی گئی۔ تاہم فروخت پر خام منافع کی شرح میں گزشتہ سال کی نسبت کمی ہوئی جس کے وجہ پاکستانی روپے کی قدر میں کمی تھی جس کے نتیجے میں فروخت کی لاگت بڑھ گئی۔ دوسرا اہم عنصر جس نے لاگت کو متاثر کیا وہ فرسودہ سامان (Obsolete Inventory) کی لاگت کی وجہ سے تھا۔ پیداواری مصنوعات کو منصوبہ کے مطابق فروخت نہ کیا جا سکا جس کی وجہ سے عبوری مدت کے لئے ہمیں کچھ فرسودہ سامان فروخت کرنا پڑا۔ اس کے علاوہ کچھ مصنوعات جو دو سال سے بھی زیادہ عرصہ سے مارکیٹ میں نہیں گئی تھیں فرسودہ ہونے کی وجہ سے مارکیٹ میں فروخت نہ ہو سکیں۔ البتہ نو ماہی مدت کے دوران مجموعی کاروباری اخراجات میں گزشتہ سال کے مقابلے میں 23 فیصد کمی ہوئی جس کی بنیادی وجہ اچھی کاروباری کارگزاری تھی۔ جائزہ مدت کے دوران دیگر آمدنی میں اضافہ فاضل رقومات پر حاصل ہونے والے منافع کی وجہ سے تھا۔ گزشتہ سال کی بہ نسبت دیگر کاروباری اخراجات میں اضافہ جائزہ مدت کے دوران مقامی کرنسی کی قدر میں کمی کے نتیجے میں مبادلہ کا نقصان کی وجہ سے تھا۔ مذکورہ بالا تمام عناصر کے اثرات چٹائی سطح تک گئے اور کمپنی کو قبل از ٹیکس 53 ملین روپے کا خسارہ ہوا۔ تاہم ان میں سے زیادہ تر عناصر عارضی ہیں اور ہم مستقبل میں منافع میں بہتری کے لئے تمام کوششیں بروئے کار لارہے ہیں۔ مزید قیاسی طرز ٹیکس کے پیش نظر ٹیکس کی نسبتاً زیادہ لاگت آئی۔

ہمیں قوی امید ہے کہ سال کے بقایا حصے میں کمپنی اپنی نمو کے اوپری رجحان کو برقرار رکھنے میں کامیاب رہے گی۔ اس کے ساتھ ساتھ ہم اس بات کے لئے بھی کوشاں ہیں کہ اپنی مصنوعات کے مرکب سے چٹائی سطح کو بہتر بنایا جائے اور کاروباری اخراجات میں بہتر کارگزاری کے ذریعے کمی لائے جائے۔ مزید قیمت گری (Pricing Policy) کی نئی پالیسی منافع میں بہتری لانے میں معاون ہوگی۔

جناب حسین لوائی نے 31 اگست 2018 سے اپنے ڈائریکٹر کے عہدے سے استعفیٰ دے دیا ہے۔ بورڈ اس وقت عارضی طور پر خالی ہونے والے اس عہدے پر تقرری کے عمل سے گزر رہا ہے۔

آخر میں ہم کمپنی کے نتائج بہتر بنانے میں اپنے ساتھیوں کی انتھک محنت اور مسلسل مخلصانہ کوششوں کا اعتراف کرتے ہیں۔



ایس ایم وجیہ الدین


چیف ایگزیکٹو

کراچی: 25 ستمبر 2018


Condensed Interim Balance Sheet As at August 31, 2018

| | Note | August 31, 2018 (Unaudited) | November 30, 2017 (Audited) |
|---|------|-----------------------------------|-----------------------------------|
| (Rupees in '000) | | | |
| ASSETS | | | |
| NON-CURRENT ASSETS | | | |
| Property, plant and equipment | 5 | 8,881 | 6,650 |
| Long-term loans to employees | | 1,771 | 1,366 |
| Long-term deposits | | 4,917 | 4,917 |
| Total non-current assets | | 15,569 | 12,933 |
| CURRENT ASSETS | | | |
| Stock-in-trade | | 360,826 | 623,612 |
| Trade debts | | 75,185 | 34,711 |
| Loans and advances | | 119,087 | 132,747 |
| Deposits, prepayments and other receivables | | 291,142 | 397,881 |
| Interest accrued | | 5,904 | 2,881 |
| Taxation - net | | 73,983 | - |
| Cash and bank balances | | 828,289 | 1,367,165 |
| Total current assets | | 1,754,416 | 2,558,997 |
| Total assets | | 1,769,985 | 2,571,930 |
| EQUITY AND LIABILITIES | | | |
| SHARE CAPITAL AND RESERVES | | | |
| Authorised capital 5,000,000 ordinary shares of Rs. 100 each | | 500,000 | 500,000 |
| Issued, subscribed and paid-up capital | | 142,161 | 142,161 |
| Reserves | | 528,290 | 953,842 |
| Unappropriated profit | | 530,522 | 615,656 |
| Total equity | | 1,200,973 | 1,711,659 |
| CURRENT LIABILITIES | | | |
| Trade and other payables | | 569,012 | 842,767 |
| Taxation - net | | - | 17,504 |
| Total current liabilities | | 569,012 | 860,271 |
| Total equity and liabilities | | 1,769,985 | 2,571,930 |
| CONTINGENCIES AND COMMITMENTS | | | |
| | 6 | | |

The annexed notes 1 to 12 form an integral part of the condensed interim financial statements.


S. M. Wajeehuddin
Chief Executive



M. Z. Moin Mohajir
Director

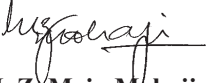

Kashif Shafi
Chief Financial Officer

**Condensed Interim Profit and Loss Account (Unaudited)
For the nine months period ended August 31, 2018**

| Note | For the nine months period ended | | For the three months period ended | |
|---|----------------------------------|--------------------|-----------------------------------|--------------------|
| | August 31, 2018 | August 31, 2017 | August 31, 2018 | August 31, 2017 |
| ----- (Rupees in '000) ----- | | | | |
| CONTINUING OPERATIONS | | | | |
| Net sales | 946,248 | 865,403 | 225,171 | 181,002 |
| Cost of sales | (877,371) | (679,955) | (254,045) | (127,975) |
| Gross profit | 68,877 | 185,448 | (28,874) | 53,027 |
| Selling, marketing and distribution expenses | (118,361) | (132,552) | (52,245) | (46,939) |
| Administrative expenses | (32,445) | (63,767) | (8,982) | (11,064) |
| | (150,806) | (196,319) | (61,227) | (58,003) |
| | (81,929) | (10,871) | (90,101) | (4,976) |
| Other income | 53,532 | 13,475 | 11,961 | 1,775 |
| Other expenses | (23,646) | (269) | (3,235) | 193 |
| Finance cost | (782) | (774) | (318) | (286) |
| | 29,104 | 12,432 | 8,408 | 1,682 |
| (Loss) / profit before taxation | (52,825) | 1,561 | (81,693) | (3,294) |
| Taxation | | | | |
| - current | (32,309) | (14,355) | (6,161) | (6,384) |
| - deferred | - | 10,105 | - | 3,499 |
| | (32,309) | (4,250) | (6,161) | (2,885) |
| (Loss) after tax from continuing operations | (85,134) | (2,689) | (87,854) | (6,179) |
| DISCONTINUED OPERATIONS | | | | |
| Profit from discontinued operations - net of tax | - | 796,180 | - | 721,965 |
| (Loss) / profit for the period | (85,134) | 793,491 | (87,854) | 715,786 |
| ----- (Rupees) ----- | | | | |
| (Loss) / earnings per share - basic and diluted | (59.89) | 558.16 | (61.80) | 503.50 |
| (Loss) / earnings per share - basic and diluted - continuing operations | (59.89) | (1.89) | (61.80) | (4.35) |

The annexed notes 1 to 12 form an integral part of the condensed interim financial statements.


S. M. Wajeehuddin
Chief Executive



M. Z. Moin Mohajir
Director


Kashif Shafi
Chief Financial Officer

**Condensed Interim Statement
of Comprehensive Income (Unaudited)
For the nine months period ended August 31, 2018**

| | <u>For the nine months period ended</u> | | <u>For the three months period ended</u> | |
|---|---|----------------------------|--|----------------------------|
| | <u>August 31, 2018</u> | <u>August 31, 2017</u> | <u>August 31, 2018</u> | <u>August 31, 2017</u> |
| | ----- (Rupees in '000) ----- | | | |
| (Loss) / profit for the period | (85,134) | 793,491 | (87,854) | 715,786 |
| Other comprehensive income | - | - | - | - |
| Total comprehensive (loss) / income for the period | <u>(85,134)</u> | <u>793,491</u> | <u>(87,854)</u> | <u>715,786</u> |

The annexed notes 1 to 12 form an integral part of the condensed interim financial statements.


S. M. Wajeehuddin
Chief Executive



M. Z. Moin Mohajir
Director


Kashif Shafi
Chief Financial Officer

**Condensed Interim
Cash Flow Statement (Unaudited)
For the nine months period ended August 31, 2018**

| | Note | For the nine months period ended | |
|---|------|-------------------------------------|--------------------|
| | | August 31, 2018 | August 31, 2017 |
| (Rupees in '000) | | | |
| CASH FLOWS FROM OPERATING ACTIVITIES | | | |
| Cash used in operations | 9 | (31,192) | (94,625) |
| Profit received on deposit accounts | | 40,515 | 2,185 |
| Increase in long-term loans to employees | | (405) | 1,042 |
| Taxes paid | | (123,796) | (53,251) |
| Net cash outflow from operating activities | | (114,878) | (144,649) |
| CASH FLOWS FROM INVESTING ACTIVITIES | | | |
| Capital expenditure incurred | | (6,300) | (1,623) |
| Proceeds from disposal of property, plant and equipment and brands | | 1,692 | 1,608,798 |
| Net cash (outflow) / inflow from investing activities | | (4,608) | 1,607,175 |
| CASH FLOWS FROM FINANCING ACTIVITIES | | | |
| Net cash used in financing activities - Dividends paid | | (419,390) | (49,299) |
| Net (decrease) / increase in cash and cash equivalents | | (538,876) | 1,413,227 |
| Cash and cash equivalents at beginning of the period | | 1,367,165 | 10,549 |
| Cash and cash equivalents at end of the period | | 828,289 | 1,423,776 |

The annexed notes 1 to 12 form an integral part of the condensed interim financial statements.


S. M. Wajeehuddin
Chief Executive


M. Z. Moin Mohajir
Director



Kashif Shafi
Chief Financial Officer

Condensed Interim Statement of Changes in Equity (Unaudited) For the nine months period ended August 31, 2018


| | Issued, subscribed and paid- up capital | Reserves | | | Unappro- priated profit | Total |
|---|--|--------------------|---------------|----------------|-------------------------------|------------------|
| | | General reserve | * Others | Sub total | | |
| (Rupees in '000) | | | | | | |
| Balance as at December 1, 2016 | 142,161 | 931,753 | 20,848 | 952,601 | 129,764 | 1,224,526 |
| Total comprehensive income for the period | | | | | | |
| Profit for the period | - | - | - | - | 793,491 | 793,491 |
| Transactions with owners recognised directly in equity | | | | | | |
| Final dividend for the year ended November 30, 2016 at Rs. 35 per share | - | - | - | - | (49,757) | (49,757) |
| Share-based payments | - | - | 1,067 | 1,067 | - | 1,067 |
| | - | - | 1,067 | 1,067 | (49,757) | (48,690) |
| Balance as at August 31, 2017 | <u>142,161</u> | <u>931,753</u> | <u>21,915</u> | <u>953,668</u> | <u>873,498</u> | <u>1,969,327</u> |
| Balance as at December 1, 2017 | 142,161 | 931,753 | 22,089 | 953,842 | 615,656 | 1,711,659 |
| Total comprehensive income for the period | | | | | | |
| Loss for the period | - | - | - | - | (85,134) | (85,134) |
| Transactions with owners recognised directly in equity | | | | | | |
| Final dividend for the year ended November 30, 2017 at Rs. 300 per share | - | (426,483) | - | (426,483) | - | (426,483) |
| Share-based payments | - | - | 931 | 931 | - | 931 |
| | - | (426,483) | 931 | (425,552) | - | (425,552) |
| Balance as at August 31, 2018 | <u>142,161</u> | <u>505,270</u> | <u>23,020</u> | <u>528,290</u> | <u>530,522</u> | <u>1,200,973</u> |

* Others represent reserve for share based payment plan.

The annexed notes 1 to 12 form an integral part of the condensed interim financial statements.


S. M. Wajeehuddin
Chief Executive


M. Z. Moin Mohajir
Director


Kashif Shafi
Chief Financial Officer

**Notes to the Condensed Interim
Financial Information (Unaudited)
For the nine months period ended August 31, 2018**

1. STATUS AND NATURE OF BUSINESS

Wyeth Pakistan Limited (“the Company”) is a public limited Company incorporated in 1949 in Pakistan. The Company’s registered office is situated at Room No. 002 & 003, PGS Admin Block, First Floor, B - 2, S.I.T.E., Karachi, Pakistan. The Company is listed on the Pakistan Stock Exchange and is engaged in import, marketing, distribution and sale of research based ethical specialties and other pharmaceutical products.

Pfizer Inc. is the ultimate parent of the Company. Wyeth LLC, USA and Wyeth Holding Corporation USA, which are subsidiaries of Pfizer Inc., are the principal shareholders of the Company.

2. BASIS OF PREPARATION

These condensed interim financial statements have been prepared in accordance with the accounting and reporting standards as applicable in Pakistan for interim financial reporting. The accounting and reporting standards as applicable in Pakistan for interim financial reporting comprise of:

- International Accounting Standard (IAS) 34, Interim Financial Reporting, issued by the International Accounting Standards Board (IASB) as notified under the Companies Act, 2017; and
- Provisions of and directives issued under the Companies Act, 2017.

Where the provisions of and directives issued under the Companies Act, 2017 differ with the requirements of IAS 34, the provisions of and directives issued under the Companies Act, 2017 have been followed.

3. SUMMARY OF SIGNIFICANT ACCOUNTING POLICIES

The accounting policies and methods of computation adopted in the preparation of these condensed interim financial statements are the same as those applied in preparation of the financial statements of the Company for the year ended November 30, 2017.

The Companies Act, 2017 applicable for financial statements for the year ending 30 November 2018 requires certain additional disclosures which will be reflected in financial statements of the Company for the year ending November 30, 2018.

Further, the Securities and Exchange Commission of Pakistan has notified IFRS 9 ‘Financial Instruments’ replacing IAS 39 ‘Financial Instruments: Recognition and Measurement’, IFRS 15 ‘Revenue from Contracts with Customers’ replacing IAS 18 ‘Revenue and IAS 11 ‘Construction Contracts’ and IFRS 16 - ‘Leases’ replacing IAS 17 - ‘Leases’ which are effective from annual reporting period beginning on or after July 1, 2018 except for IFRS 16 which is applicable from reporting period beginning on or after January 1, 2019. Currently management is assessing the potential impact of these Standards.

4. ACCOUNTING ESTIMATES, JUDGEMENTS AND FINANCIAL RISK MANAGEMENT

The preparation of the condensed interim financial statements in conformity with approved accounting standards as applicable in Pakistan requires management to make estimates, assumptions and use judgments that affect the application of policies and reported amounts of assets, liabilities, income and expenses. Estimates, assumptions and judgments are continually evaluated and are based on historical experience and other factors, including reasonable expectations of future events. Revisions to accounting estimates are recognised prospectively commencing from the period of revision.

In preparing the condensed interim financial statements, the significant judgments made by management in applying the Company's accounting policies and the key sources of estimation and uncertainty were the same as those that applied to the financial statements as at and for the year ended November 30, 2017. The Company's financial risk management objectives and policies are consistent with those disclosed in the financial statements as at and for the year ended November 30, 2017.

| | August 31, 2018 (Unaudited) | November 30, 2017 (Audited) |
|---|--|-----------------------------------|
| | (Rupees in '000) | |
| 5. PROPERTY, PLANT AND EQUIPMENT | | |
| Operating property, plant and equipment - at net book value | 7,581 | 6,650 |
| Capital work in progress - at cost | 1,300 | - |
| | 8,881 | 6,650 |

5.1 Operating property, plant and equipment includes following additions and disposals during the period:

| | Nine months period ended | |
|---|---------------------------------|--------------------|
| | August 31, 2018 | August 31, 2017 |
| | (Rupees in '000) | |
| Additions: | | |
| Vehicles | 5,000 | 1,129 |
| Office equipment | - | 954 |
| | 5,000 | 2,083 |
| Disposal of vehicles - sale proceeds [having a net book value of Rs. 0.664 million (2017: Rs. 0.301 million)] | 1,692 | 727 |

6. TAXATION - NET

Under section 5A of the Income Tax Ordinance, 2001 (as amended by Finance Act, 2018), a tax shall be imposed at the rate of 5% of the accounting profit before tax on every public company, other than schedule bank and modarba, that derives profit for a tax year but does not distribute atleast 20% of its profits within six months of the tax year through cash. The Board of directors of the Company will consider this matter before the authorization of annual financial statements for the year ending 30 November 2018.

Hence, no tax consequence applicable on undistributed profit are recognized in these condensed interim financial statements.

6. CONTINGENCIES AND COMMITMENTS

6.1 Contingencies

There is no change in the status of contingencies as disclosed under notes 16 of the annual financial statements of the Company for the year ended November 30, 2017 except for note 16.5 which should be considered deleted.

| | August 31, 2018 (Unaudited) | November 30, 2017 (Audited) |
|---|--|-----------------------------------|
| | (Rupees in '000) | |
| 6.2 Commitments | | |
| Commitments for capital expenditure | <u>8,238</u> | <u>7,196</u> |
| Outstanding letters of credit | <u>-</u> | <u>27,543</u> |
| 7. OTHER INCOME | | |
| Profit on saving accounts and term deposits | 43,538 | 4,899 |
| <i>Income from non-financial assets</i> | | |
| Gain on disposal of property, plant and equipment | 1,028 | 1,498 |
| Liabilities no longer payable written back | 8,966 | 6,414 |
| Export rebate claim & recovery of export freights | <u>-</u> | <u>664</u> |
| | <u>53,532</u> | <u>13,475</u> |

8. DISCONTINUED OPERATIONS

In May 2017, the Company entered into agreement with ICI Pakistan Limited for disposal of certain specified assets of the Company including land, building, plant and machinery along with manufacturing licences, pharmaceutical products and its market authorisations, etc. The related revenues and expenses of nine months period ended 31 August 2017 were presented as discontinued operations. The transaction was completed on 11 August 2017.

| | Note | Nine months period ended | |
|--|------|--------------------------|--------------------|
| | | August 31, 2018 | August 31, 2017 |
| | | (Rupees in '000) | |
| Results of discontinued operations | | | |
| Net sales | | - | 708,117 |
| Expenses | | - | 906,561 |
| Results from operating activities | | - | (198,444) |
| Gain on sale of plant and brands | | - | 1,272,624 |
| Profit before taxation | | - | 1,074,180 |
| Taxation | | - | 278,000 |
| Profit from discontinued operations - net of tax | | - | 796,180 |
| Earning per share - basic and diluted | | - | 560.06 |
| 8.1 Cash flows from discontinued operation | | | |
| Net cash generated from operating activities | | - | (75,684) |
| 9. CASH USED IN OPERATIONS | | | |
| (Loss) / profit for the period | | (85,134) | 793,491 |
| Adjustments for non-cash charges and other items: | | | |
| Net increase in reserve for equity-settled share-based payment plans | | 931 | 1,067 |
| Depreciation | | 3,367 | 11,008 |
| Provision for slow moving and obsolete stock - net | | 87,894 | 28,773 |
| Gain on disposal of property, plant and equipment and brands | | (1,028) | (1,274,122) |
| Reversal of provision for doubtful debts | | - | (18,199) |
| Profit on deposit accounts | | (43,538) | (4,899) |
| Tax expense | | 32,309 | 282,250 |
| Liabilities written back | | (8,966) | (6,414) |
| Working capital changes | 9.1 | (17,027) | 92,420 |
| | | (31,192) | (94,625) |

| | Nine months period ended | |
|---|--------------------------|--------------------|
| | August 31, 2018 | August 31, 2017 |
| | (Rupees in '000) | |
| 9.1 Working capital changes | | |
| (Increase) / decrease in current assets: | | |
| Spares | - | 35,006 |
| Stock-in-trade | 174,892 | 461,199 |
| Trade debts | (40,474) | (6,941) |
| Loans and advances | 13,660 | 2,926 |
| Deposits, prepayments and other receivables | 106,739 | (393,639) |
| | <u>254,817</u> | <u>98,551</u> |
| (Increase) in current liabilities: | | |
| Trade and other payables | (271,844) | (6,131) |
| | <u>(17,027)</u> | <u>92,420</u> |

10. TRANSACTIONS WITH RELATED PARTIES

The related parties comprise the ultimate parent company (Pfizer Inc., USA), related group companies, staff retirement benefits plans, directors, key management personnel and close members of the family of all the aforementioned related parties. The Company in the normal course of business carries out transactions with various related parties. Details of transactions with related parties are as follows:

| | Nine months period ended | |
|---|--------------------------|--------------------|
| | August 31, 2018 | August 31, 2017 |
| | (Rupees in '000) | |
| Transactions for the period | | |
| Sale of goods to associated companies | 23,144 | 117,398 |
| Goods purchased from associated companies | 583,496 | 249,535 |
| Services from associated companies* | 7,208 | 29,889 |
| Services to associated companies | 62,574 | 44,786 |
| Reimbursement of expense | 9,630 | - |
| Dividend to Parent Company | 307,509 | 35,876 |
| Contribution to the retirement benefit scheme | 14,115 | 18,883 |
| Legal and professional charges | 629 | 442 |

* This amount includes allocation of remuneration to key management personnel of Rs. 2,169 (2017; 11,550)

| | Nine months period ended | |
|---|--------------------------|--------------------|
| | August 31, 2018 | August 31, 2017 |
| | (Rupees in '000) | |
| Balance receivable from / payable to associated companies | | |
| Trade receivables in respect of sale of goods to associated companies | 23,243 | - |
| Trade payable in respect of goods from associated companies | 105,590 | 63,020 |
| Other receivables from associated companies | 33,198 | 18,459 |
| Receivable from retirement benefit scheme | 46,566 | 45,835 |
| Loan receivable from retirement benefit scheme | 60,000 | 60,000 |
| Payable to the retirement benefit scheme | 133,387 | 113,912 |

11. FINANCIAL ASSETS AND LIABILITIES

| | August 31, 2018 (Unaudited) | | | |
|---|------------------------------|------------------------------|--------------------------|---------|
| | Carrying Amount | | | |
| | Loans and receivables | Other financial assets | Financial liabilities | Total |
| | ----- (Rupees in '000) ----- | | | |
| Financial assets not measured at fair value | | | | |
| Long-term loans to employees | 1,771 | - | - | 1,771 |
| Trade debts | 75,185 | - | - | 75,185 |
| Loans and advances | 65,490 | - | - | 65,490 |
| Other receivables | 288,380 | - | - | 288,380 |
| Interest accrued | 5,904 | - | - | 5,904 |
| Cash and bank balances | - | 828,289 | - | 828,289 |
| Financial liabilities not measured at fair value | | | | |
| Trade and other payables | - | - | 493,694 | 493,694 |

November 30, 2017 (Audited)

Carrying Amount

| Loans and receivables | Other financial assets | Financial liabilities | Total |
|------------------------------|------------------------------|--------------------------|-------|
| ----- (Rupees in '000) ----- | | | |

Financial assets not measured at fair value

| | | | | |
|------------------------------|---------|-----------|---|-----------|
| Long-term loans to employees | 1,366 | - | - | 1,366 |
| Trade debts | 34,711 | - | - | 34,711 |
| Loans and advances | 65,367 | - | - | 65,367 |
| Other receivables | 393,197 | - | - | 393,197 |
| Interest accrued | 2,881 | - | - | 2,881 |
| Cash and bank balances | - | 1,367,165 | - | 1,367,165 |


Financial liabilities not measured at fair value

| | | | | |
|--------------------------|---|---|---------|---------|
| Trade and other payables | - | - | 682,231 | 682,231 |
|--------------------------|---|---|---------|---------|

These financial assets and liabilities are for short term or repriced over short term. Therefore their carrying amounts are reasonable approximation of fair value.

12. DATE OF AUTHORISATION FOR ISSUE

These condensed interim financial statements were authorised for issue in the Board of Directors meeting held on September 25, 2018.


S. M. Wajeehuddin
Chief Executive


M. Z. Moin Mohajir
Director


Kashif Shafi
Chief Financial Officer

